

Qubit™ RNA Assay Kits

For use with the Qubit® 2.0 Fluorometer

Table 1. Contents and storage information.

Material	Amount	Concentration	Storage	Stability
Qubit™ RNA Assay Kit, 100 assays (Q32852)				
Qubit™ RNA Reagent (Component A)	250 µL	200X concentrate in DMSO	<ul style="list-style-type: none"> • Room temperature • Desiccate • Protect from light 	When stored as directed, kits are stable for 6 months.
Qubit™ RNA Buffer (Component B)	50 mL	NA	<ul style="list-style-type: none"> • Room temperature 	
Qubit™ RNA Standard #1 (Component C)	1 tube containing 1 mL	0 ng/µL in TE buffer	<ul style="list-style-type: none"> • ≤4°C 	
Qubit™ RNA Standard #2 (Component D)	4 tubes each containing 250 µL	10 ng/µL in TE buffer		
Qubit™ RNA Assay Kit, 500 assays (Q32855)				
Qubit™ RNA Reagent (Component A)	1.25 mL	200X concentrate in DMSO	<ul style="list-style-type: none"> • Room temperature • Desiccate • Protect from light 	When stored as directed, kits are stable for 6 months.
Qubit™ RNA Buffer (Component B)	250 mL	NA	<ul style="list-style-type: none"> • Room temperature 	
Qubit™ RNA Standard #1 (Component C)	1 tube containing 5 mL	0 ng/µL in TE buffer	<ul style="list-style-type: none"> • ≤4°C 	
Qubit™ RNA Standard #2 (Component D)	10 tubes each containing 500 µL	10 ng/µL in TE buffer		
NA = Not applicable.				

Introduction

The Qubit™ RNA Assay Kits for use with the Qubit® 2.0 Fluorometer make RNA quantitation easy and accurate. The kit provides concentrated assay reagent, dilution buffer, and prediluted RNA standards. Simply dilute the reagent using the buffer provided, add your sample (any volume between 1 µL and 20 µL is acceptable), and read the concentration using the Qubit® 2.0 Fluorometer. The assay is highly selective for RNA over double-stranded DNA (dsDNA) (*Appendix*, Figure 1) and is accurate for initial sample concentrations from 250 pg/µL to 100 ng/µL. The assay is performed at room temperature, and the signal is stable for 3 hours. Common contaminants, such as salts, free nucleotides, solvents, detergents, or protein are well tolerated in the assay (*Appendix*, Table 2). In addition to the Qubit™ RNA Assay Kits described here, we also offer other kits for assaying DNA and protein (*Appendix*, Table 3).

To determine the purity of your sample, use the Qubit™ RNA Assay Kit together with the Qubit™ dsDNA BR Assay Kit. These measurements will give you a much better indication of sample purity than that produced by an A_{260}/A_{280} measurement. To measure protein contamination in nucleic acid samples, simply run 1–20 μL of the sample in the Qubit™ protein assay.

Note: All Qubit™ assay kits can also be used with the Qubit® 1.0 Fluorometer.

Before You Begin

Materials Required but Not Provided

- Plastic container (disposable) for mixing the Qubit™ working solution (step 1.3)
- Qubit™ assay tubes (500 tubes, Cat. no. Q32856) or Axygen PCR-05-C tubes (VWR, part no. 10011-830)

Storing the Qubit™ RNA Assay Kits

The Qubit™ RNA reagent and buffer are designed for room temperature storage. The Qubit™ RNA reagent is supplied in DMSO, which freezes at temperatures lower than room temperature. Store the RNA standards at 4°C.

The Qubit™ RNA reagent is sensitive to light. Store the vial in the dark when not in use.

Critical Assay Parameters

Assay Temperature

The Qubit™ RNA assay for the Qubit® 2.0 Fluorometer delivers optimal performance when all solutions are at room temperature (22–28°C). The Qubit™ assays were designed to be performed at room temperature, as temperature fluctuations can influence the accuracy of the assay (*Appendix*, Figure 2). To minimize temperature fluctuations, store the Qubit™ RNA reagent and the Qubit™ RNA buffer at room temperature and insert all assay tubes into the Qubit® 2.0 Fluorometer only for as much time as it takes for the instrument to measure the fluorescence, because the Qubit® 2.0 Fluorometer can raise the temperature of the assay solution significantly, even over a period of a few minutes. Do not hold the assay tubes in your hand before reading, as this will warm the solution and result in a low reading.

Incubation Time

To allow the Qubit™ assay to reach optimal fluorescence, incubate the tubes for the DNA and RNA assays for 2 minutes after mixing the sample or standard with the working solution. After this incubation period, the fluorescence signal is stable for 3 hours at room temperature.

Photobleaching of the Qubit™ Reagent

The Qubit™ reagents exhibit high photostability in the Qubit® 2.0 Fluorometer, showing <0.3% drop in fluorescence after 9 readings and <2.5% drop in fluorescence after 40 readings. It is important to remember, however, that if the assay tube remains in the Qubit® 2.0 Fluorometer for multiple readings, a temporary reduction in fluorescence will be observed as the solution increases in temperature (see *Appendix*, Figure 2). (The temperature inside the Qubit® 2.0 Fluorometer may be as much as 3°C above room temperature after 1 hour.) For this reason, if you want to perform multiple readings of a single tube, you should remove the tube from the instrument and let it equilibrate to room temperature for 30 seconds before taking another reading.

Calibrating the Qubit® 2.0 Fluorometer

For each assay, you have the choice to run a new calibration or to use the values from the previous calibration. As you first use the instrument, you should perform a new calibration each time. As you become familiar with the assays, the instrument, your pipetting accuracy, and significant temperature fluctuations within your laboratory, you should determine the level of comfort you have using the calibration data stored in from the last time the instrument was calibrated. Remember also that the fluorescence signal in the tubes containing standards and the samples is stable for no longer than 3 hours. See Figure 3 in the *Appendix* for an example of the calibration curve used to generate the quantitation results.

Handling and Disposal

We must caution that no data are available addressing the mutagenicity or toxicity of the Qubit™ RNA reagent (Component A). This reagent is known to bind nucleic acid and is provided as a solution in DMSO. Treat the Qubit™ RNA reagent with the same safety precautions as all other potential mutagens and dispose of the dye in accordance with local regulations.

The calibration standards included in the Qubit™ RNA Assay Kit are high-quality rRNA standards. The integrity and concentration of these standards is critical to the optimal performance of the Qubit™ RNA assay. As such, we highly recommend treating the rRNA standards as you would any other precious RNA. Use appropriate RNase-free handling techniques, including RNase-free gloves, pipette tips, and tubes. Keep the tube lids closed whenever possible; do not touch the pipet to the inside wall of the tube when withdrawing a sample, and return the rRNA standard to the refrigerator as soon as possible after use.

Experimental Protocol

Performing the Qubit™ RNA Assay

The protocol below assumes you will be preparing standards for calibrating the Qubit® 2.0 Fluorometer. If you plan to use the last calibration performed on the instrument, you will need fewer tubes (step 1.1) and less working solution (step 1.3). More detailed instructions on the use of the Qubit® 2.0 Fluorometer (corresponding to numbered steps 1.9–1.16, below) can be found in the user manual accompanying that instrument. For sample purity determinations, it is possible to use the Qubit® 2.0 Fluorometer to calculate the amount of dsDNA and RNA in the same sample. Simply perform each assay for your sample.

- 1.1 Set up the number of 0.5 mL tubes you will need for standards and samples. The Qubit™ RNA assay requires 2 standards.

Note: Use only thin-wall, clear 0.5 mL optical-grade real-time PCR tubes. Acceptable tubes include Qubit™ assay tubes (500 tubes, Invitrogen Cat. no. Q32856) or Axygen PCR-05-C tubes (VWR, part number 10011-830).

- 1.2 Label the tube lids.

- 1.3 Make the Qubit™ working solution by diluting the Qubit™ RNA reagent 1:200 in Qubit™ RNA buffer. Use a clean plastic tube each time you make Qubit™ working solution. Do not mix the working solution in a glass container.

Note: The final volume in each tube must be 200 µL. Each standard tube will require 190 µL of Qubit™ working solution, and each sample tube will require anywhere from 180 µL to 199 µL. Prepare sufficient Qubit™ working solution to accommodate all standards and samples. For example, for 8 samples, prepare enough working solution for the samples and 2 standards: ~200 µL per tube in 10 tubes yields 2 mL of working solution (10 µL of Qubit™ reagent plus 1,990 µL of Qubit™ buffer).

- 1.4 Load 190 μL of Qubit™ working solution into each of the tubes used for standards.
- 1.5 Add 10 μL of each Qubit™ standard to the appropriate tube and mix by vortexing 2–3 seconds, being careful not to create bubbles..

Note: Careful pipetting is critical to ensure that exactly 10 μL of each Qubit™ RNA standard is added to 190 μL of Qubit™ working solution. It is also important to label the lid of each standard tube correctly as calibration of the Qubit® 2.0 Fluorometer requires that the standards be introduced to the instrument in the right order.

- 1.6 Load Qubit™ working solution into individual assay tubes so that the final volume in each tube after adding sample is 200 μL .

Note: Your sample can be anywhere between 1 μL and 20 μL , therefore, load each assay tube with a volume of Qubit™ working solution anywhere between 180 μL and 199 μL .

- 1.7 Add each of your samples to assay tubes containing the correct volume of Qubit™ working solution (prepared in step 1.6) and mix by vortexing 2–3 seconds. The final volume in each tube should be 200 μL .

- 1.8 Allow all tubes to incubate at room temperature for 2 minutes.

- 1.9 On the Home Screen of the Qubit® 2.0 Fluorometer, press **RNA**, and then select **RNA** again as the assay type. The Standards Screen is automatically displayed.

Note: If you have already performed a calibration for the selected assay, Qubit® 2.0 Fluorometer will prompt you to choose between reading new standards and using the previous calibration. See *Calibrating the Qubit® 2.0 Fluorometer* above for calibration guidelines.

- 1.10 On the Standards Screen, press **Yes** to run a new calibration or press **No** to use the last calibration.

- 1.11 If you pressed **No** on the Standards Screen, proceed to step 1.12. If you selected **Yes** to a run new calibration, follow instructions below.

Running a New Calibration

Insert the tube containing Standard #1 in the Qubit® 2.0 Fluorometer, close the lid, and press **Read**. The reading will take approximately 3 seconds.

Remove Standard #1.

Insert the tube containing Standard #2 in the Qubit® 2.0 Fluorometer, close the lid, and press **Read**.

Remove Standard #2.

- 1.12 If you pressed **No** on the Standards Screen, the Sample Screen will be automatically displayed. Insert a sample tube into the Qubit® 2.0 Fluorometer, close the lid, and press **Read**.

- 1.13 Upon the completion of the measurement, the result will be displayed on the screen.

Note: The value given by the Qubit® 2.0 Fluorometer at this stage corresponds to the concentration after your sample was diluted into the assay tube. You can record this value and perform the calculation yourself to find out the concentration of your original sample (see *Calculating the Concentration of Your Sample*, next page) or the Qubit® 2.0 Fluorometer performs this calculation for you (see *Dilution Calculator*, next page).

- 1.14 To read the next sample, remove the sample from the Qubit® 2.0 Fluorometer, insert the next sample, and press **Read Next Sample**.

- 1.15 Repeat sample readings until all samples have been read.

Calculating the Concentration of Your Sample

The Qubit® 2.0 Fluorometer gives values for the Qubit™ RNA assay in ng/mL. This value corresponds to the concentration after your sample was diluted into the assay tube. To calculate the concentration of your sample, use the following equation:

$$\text{Concentration of your sample} = \text{QF value} \times \left(\frac{200}{x}\right)$$

where:

QF value = the value given by the Qubit® 2.0 Fluorometer

x = the number of microliters of sample you added to the assay tube

This equation generates a result with the same units as the value given by the Qubit® 2.0 Fluorometer (i.e., if the Qubit® 2.0 Fluorometer gave a concentration in ng/mL, the result of the equation will be in ng/mL).

Dilution Calculator

The “Dilution Calculator” feature of the Qubit® 2.0 Fluorometer calculates the concentration of your original sample based on the volume of sample you have added to the assay tube. To have the Qubit® 2.0 Fluorometer perform this calculation for you, follow the instruction below.

- 2.1 Upon completion of the sample measurement, press **Calculate Stock Conc.** The Dilution Calculator Screen containing the volume roller wheel is displayed.
- 2.2 Using the volume roller wheel, select the volume of your original sample that you have added to the assay tube. When you stop scrolling, the Qubit® 2.0 Fluorometer calculates the original sample concentration based on the measured assay concentration.
- 2.3 To change the units in which the original sample concentration is displayed, press **ng/mL**. A pop-up window showing the current unit selection (as indicated by an adjacent red dash) opens.
- 2.4 Select the unit for your original sample concentration by touching the desired unit in the unit selection pop-up window. To close the unit selection pop-up window, touch anywhere on the screen outside the pop-up.

The Qubit® 2.0 Fluorometer automatically converts the units to your selection once the unit selection pop-up window is closed.

Note: The unit button next to your sample concentration reflects the change in the units (e.g., if you change the unit to pg/μL, the button will display pg/μL).

- 2.5 To save the data from your calculation to the Qubit® 2.0 Fluorometer, press **Save** on the Dilution Calculator screen. The last calculated value of your measurement will be saved as a .CSV file and tagged with a time and date stamp.
- 2.6 To exit the Dilution Calculator screen, press any navigator button on the bottom of the screen or **Read Next Sample**.

Note: When you navigate away from the Dilution Calculator screen, the Qubit® 2.0 Fluorometer saves the last values for the sample volume and the units in the Dilution Calculator screen only. Returning to the Dilution Calculator screen displays these last selected values.

Appendix

Selectivity of the Qubit™ RNA Assay

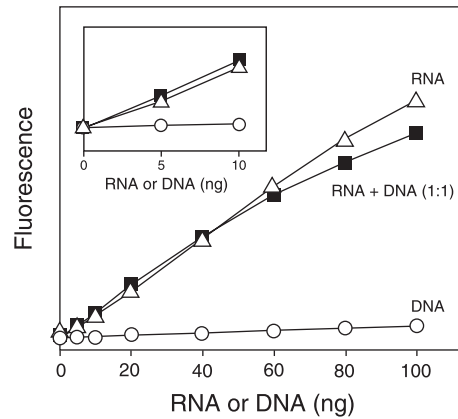


Figure 1. RNA selectivity and sensitivity of the Qubit™ RNA assay (Q32852, Q32855). Triplicate 10 μ L samples of *E. coli* rRNA (Δ), λ DNA (\circ), or a 1:1 mixture of RNA and DNA (\blacksquare) were assayed in the Qubit™ RNA assay. Fluorescence was measured at 630/680 nm and plotted versus the mass of nucleic acid for the RNA alone or DNA alone, or versus the mass of the RNA component in the 1:1 mixture. The variation (CV) of replicate RNA determinations was $\leq 10\%$. The inset is an enlargement of the graph to show the sensitivity of the assay for RNA. Background fluorescence has not been subtracted.

Effect of Temperature on the Qubit™ RNA Assay

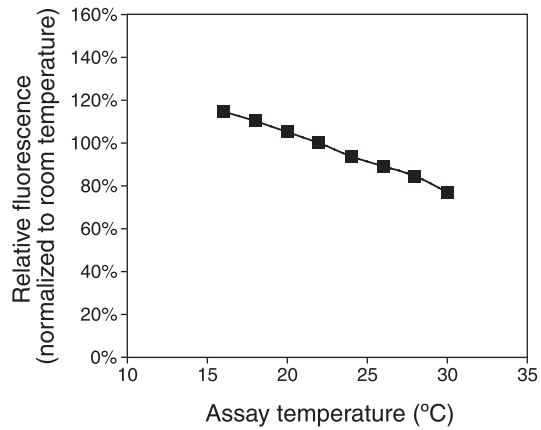


Figure 2. Plot of fluorescence vs. temperature for the Qubit™ RNA assay. The Qubit™ assays were designed to be performed at room temperature, as temperature fluctuations can influence the accuracy of the assay.

How the Qubit® 2.0 Fluorometer Calculates Concentration

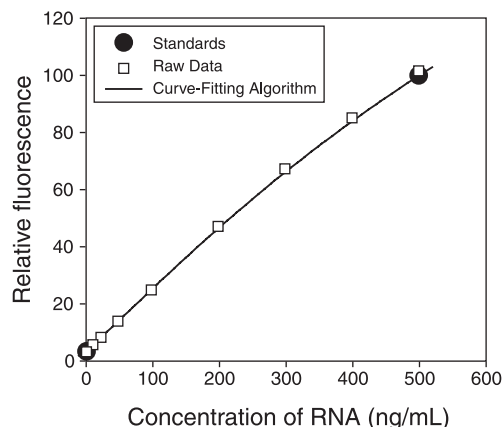


Figure 3. The curve-fitting algorithm used to determine concentration in the Qubit™ RNA assay. The Qubit® 2.0 Fluorometer generates concentration data based on the relationship between the two standards used in calibration. This plot shows the line corresponding to the curve-fitting algorithm (a modified Hill plot) used in the calculation of concentration data for the Qubit™ RNA assay. For reference, the positions of the standards and a set of data points from an actual experiment are shown superimposed onto the line, demonstrating that the curve-fitting algorithm gives accurate values for quantitation.

Contaminants Tolerated by the Qubit™ RNA Assay

Table 2. Effect of contaminants in the Qubit™ RNA assay, tested over the range 25 ng/mL to 500 ng/mL.*

Contaminant	Final Concentration in the Assay	Concentration in 20 µL Sample	Concentration in 10 µL Sample	Result
Sodium chloride	10 mM	100 mM	200 mM	OK
Magnesium chloride	2 mM	20 mM	40 mM	OK †
Sodium acetate	10 mM	100 mM	200 mM	OK †
Ammonium acetate	10 mM	100 mM	200 mM	OK
Potassium phosphate, pH 7.4	5 mM	50 mM	100 mM	OK
Ethanol	1%	10%	20%	OK
Phenol	0.1%	1%	2%	OK †
Chloroform ‡	0.2%	2%	4%	OK
SDS	0.01%	0.1%	0.2%	NR
Triton X-100	0.001%	0.01%	0.02%	OK
dNTPs §	100 µM	1 mM	2 mM	OK
BSA	20 µg/mL	200 µg/mL	400 µg/mL	OK
IgG	10 µg/mL	100 µg/mL	200 µg/mL	OK
ssDNA	1X	1X	1X	OK
Oligos	1X	1X	1X	OK
dsDNA	1X	1X	1X	OK

* *E. coli* rRNA standards were assayed in the presence or absence of contaminants at the indicated final concentrations. Equivalent concentrations (approximate) in 20 µL or 10 µL sample volumes are also listed. Results are given either as OK, usually less than 10% perturbation, or as NR, not recommended. † An acceptable result, but with some distortion of the standard curve; for best results, add the same amount of contaminant to the standard samples. ‡ Immiscible. § A mixture of dATP, dCTP, dGTP, and dTTP.

**Qubit™ Assay Kits Compatible
with the Qubit® 2.0 Fluorometer**

A number of fluorescence-based quantitation kits are available for use with the Qubit® 2.0 Fluorometer. Table 3 will help you choose a kit based on the target molecule being measured and the number of assays you require.

Table 3. Qubit™ Assay Kits for use with the Qubit® 2.0 Fluorometer.

Product	Cat. no.	Number of Assays*	Target	Notes
Qubit™ dsDNA BR Assay Kit	Q32850	100	dsDNA	<ul style="list-style-type: none"> core range (high confidence): 0.01 µg/mL to 5 µg/mL† extended range (moderate confidence): 5 µg/mL to 10 µg/mL† useful for quantitation of genomic and miniprep DNA samples accurate in the presence of RNA, salts, solvents, proteins, and free nucleotides
Qubit™ dsDNA BR Assay Kit	Q32853	500		
Qubit™ dsDNA HS Assay Kit	Q32851	100	dsDNA	<ul style="list-style-type: none"> core range (high confidence): 1 ng/mL to 500 ng/mL† extended ranges (moderate confidence): 0.5 ng/mL to 1 ng/mL and 500 ng/mL to 600 ng/mL† useful for quantitation of PCR products, viral DNA, and samples for subcloning accurate in the presence of RNA, salts, solvents, proteins, and free nucleotides
Qubit™ dsDNA HS Assay Kit	Q32854	500		
Qubit™ ssDNA Assay Kit	Q10212	100	ssDNA	<ul style="list-style-type: none"> core range (high confidence): 5 ng/mL to 1,000 ng/mL† extended ranges (moderate confidence): 1 ng/mL to 5 ng/mL and 1,000 ng/mL to 1,200 ng/mL† useful for quantitation of oligos, primers, denatured DNA, PCR products accurate in the presence of salts, urea, solvents, proteins, ATP, and agarose
Qubit™ RNA Assay Kit	Q32852	100	RNA	<ul style="list-style-type: none"> core range (high confidence): 25 ng/mL to 500 ng/mL† extended ranges (moderate confidence): 20 ng/mL to 25 ng/mL and 500 ng/mL to 1,000 ng/mL† useful for quantitation of samples for microarray, RT-PCR, and Northern blot procedures accurate in the presence of DNA, salts, solvents, proteins, and free nucleotides
Qubit™ RNA Assay Kit	Q32855	500		
Qubit™ RNA BR Assay Kit	Q10210	100	RNA	<ul style="list-style-type: none"> core range (high confidence): 0.1 µg/mL to 5 µg/mL† extended ranges (moderate confidence): 0.05 µg/mL to 0.1 µg/mL and 5–6 µg/mL† useful for quantitation of samples for microarray, RT-PCR, and Northern blot procedures accurate in the presence of DNA, salts, solvents, proteins, and free nucleotides
Qubit™ RNA BR Assay Kit	Q10211	500		
Qubit™ Protein Assay Kit	Q33211	100	protein	<ul style="list-style-type: none"> core range (high confidence): 1.25 µg/mL to 25 µg/mL† extended ranges (moderate confidence): 1 µg/mL to 1.25 µg/mL and 25 µg/mL to 26 µg/mL† little protein-to-protein difference in signal accurate in the presence of DTT, β-mercaptoethanol, amino acids, and DNA signal is stable for 3 hours
Qubit™ Protein Assay Kit	Q33212	500		

*Based on an assay volume of 200 µL. †Concentration ranges refer to the concentration of sample after dilution in the assay tube.

Product List Current prices may be obtained from our website or from our Customer Service Department.

Cat. no.	Product Name	Unit Size
Q32852	Qubit™ RNA Assay Kit, 100 assays *5–100 ng* *for use with the Qubit® 2.0 Fluorometer*	1 kit
Q32855	Qubit™ RNA Assay Kit, 500 assays *5–100 ng* *for use with the Qubit® 2.0 Fluorometer*	1 kit
Related products		
Q10210	Qubit™ RNA BR Assay Kit, 100 assays *20–1000 ng* *for use with the Qubit® 2.0 Fluorometer*	1 kit
Q10211	Qubit™ RNA BR Assay Kit, 500 assays *20–1000 ng* *for use with the Qubit® 2.0 Fluorometer*	1 kit
Q10212	Qubit™ ssDNA Assay Kit, 100 assays *1–200 ng* *for use with the Qubit® 2.0 Fluorometer*	1 kit
Q32850	Qubit™ dsDNA BR Assay Kit, 100 assays *2–1000 ng* *for use with the Qubit® 2.0 Fluorometer*	1 kit
Q32853	Qubit™ dsDNA BR Assay Kit 500 assays *2–1000 ng* *for use with the Qubit® 2.0 Fluorometer*	1 kit
Q32851	Qubit™ dsDNA HS Assay Kit, 100 assays *0.2–100 ng* *for use with the Qubit® 2.0 Fluorometer*	1 kit
Q32854	Qubit™ dsDNA HS Assay Kit, 500 assays *0.2–100 ng* *for use with the Qubit® 2.0 Fluorometer*	1 kit
Q33211	Qubit™ Protein Assay Kit, 100 assays *0.25–5 µg* *for use with the Qubit® 2.0 Fluorometer*	1 kit
Q33212	Qubit™ Protein Assay Kit, 500 assays *0.25–5 µg* *for use with the Qubit® 2.0 Fluorometer*	1 kit
Q32856	Qubit™ assay tubes *set of 500*	1 set
Q32866	Qubit® 2.0 Fluorometer	each
Q32867	Qubit® 2.0 Fluorometer USB	each
Q32868	Qubit® 2.0 Fluorometer International Power Cord (replacement)	each

Contact Information

Molecular Probes, Inc.

29851 Willow Creek Road
Eugene, OR 97402
Phone: (541) 465-8300
Fax: (541) 335-0504

Customer Service:

6:00 am to 4:30 pm (Pacific Time)
Phone: (541) 335-0338
Fax: (541) 335-0305
probesorder@invitrogen.com

Toll-Free Ordering for USA:

Order Phone: (800) 438-2209
Order Fax: (800) 438-0228

Technical Service:

8:00 am to 4:00 pm (Pacific Time)
Phone: (541) 335-0353
Toll-Free (800) 438-2209
Fax: (541) 335-0238
probestech@invitrogen.com

Invitrogen European Headquarters

Invitrogen, Ltd.
3 Fountain Drive
Inchinnan Business Park
Paisley PA4 9RF, UK
Phone: +44 (0) 141 814 6100
Fax: +44 (0) 141 814 6260
Email: euroinfo@invitrogen.com
Technical Services: eurotech@invitrogen.com

Further information on Molecular Probes products, including product bibliographies, is available from your local distributor or directly from Molecular Probes. Customers in Europe, Africa and the Middle East should contact our office in Paisley, United Kingdom. All others should contact our Technical Service Department in Eugene, Oregon.

Molecular Probes products are high-quality reagents and materials intended for research purposes only. These products must be used by, or directly under the supervision of, a technically qualified individual experienced in handling potentially hazardous chemicals. Please read the Material Safety Data Sheet provided for each product; other regulatory considerations may apply.

Limited Use Label License No. 223: Labeling and Detection Technology

For research use only. Not intended for any animal or human therapeutic or diagnostic use. The purchase of this product conveys to the buyer the non-transferable right to use the purchased amount of the product and components of the product in research conducted by the buyer (whether the buyer is an academic or for-profit entity). The buyer cannot sell or otherwise transfer (a) this product (b) its components or (c) materials made using this product or its components to a third party or otherwise use this product or its components or materials made using this product or its components for Commercial Purposes. The buyer may transfer information or materials made through the use of this product to a scientific collaborator, provided that such transfer is not for any Commercial Purpose, and that such collaborator agrees in writing (a) to not transfer such materials to any third party, and (b) to use such transferred materials and/or information solely for research and not for Commercial Purposes. Commercial Purposes means any activity by a party for consideration and may include, but is not limited to: (1) use of the product or its components in manufacturing; (2) use of the product or its components to provide a service, information, or data; (3) use of the product or its components for therapeutic, diagnostic or prophylactic purposes; or (4) resale of the product or its components, whether or not such product or its components are resold for use in research. Invitrogen Corporation will not assert a claim against the buyer of infringement of the above patents based upon the manufacture, use or sale of a therapeutic, clinical diagnostic, vaccine or prophylactic product developed in research by the buyer in which this product or its components was employed, provided that neither this product nor any of its components was used in the manufacture of such product. If the purchaser is not willing to accept the limitations of this limited use statement, Invitrogen is willing to accept return of the product with a full refund. For information on purchasing a license to this product for purposes other than research, contact Molecular Probes, Inc., Business Development, 29851 Willow Creek Road, Eugene, OR 97402. Tel: (541) 465-8300. Fax: (541) 335-0504.

The trademarks mentioned herein are the property of Life Technologies Corporation or their respective owners.

Copyright 2010, Life Technologies Corporation. All rights reserved. This information is subject to change without notice.

For research use only. Not intended for any animal or human therapeutic or diagnostic use.